

prophete

Operating instructions Smart Charger



Notes on this manual


- Please read this manual carefully before using the product for the first time. This will help you become familiar with the product more quickly and avoid incorrect operation that could lead to damage or accidents. In particular, follow the safety and hazard warnings.
- Please also observe the instructions and safety warnings in the e-bike user manual.
- Keep this manual and pass it on if you sell or pass on the product.
- The latest version of this manual is available for download on our website.

General Safety Instructions

ACCIDENT & RISK OF DAMAGE!

- This product can be used by children aged 8 years and over and by persons with reduced physical, sensory, or mental capabilities or lack of experience and knowledge if they are supervised or have been instructed on how to use the device safely and understand the resulting hazards.
- Use the charger only to charge Prophete e-bike batteries with 36V or 48V voltage. The charger is intended for indoor use only and must only be connected to a suitable AC power supply (see technical specifications).
- Never touch the charger or the plug with wet hands.
- Do not use the charger in dusty conditions, in excessive sunlight (heat build-up!), during thunderstorms, or in high humidity.
- Ensure the room is adequately ventilated during charging.
- Ensure that no conductive objects (e.g., metal) come near the charging plug or the battery contacts!
- Disconnect the battery and charger from the power supply as soon as charging is complete.
- If you notice smoke, unusual noises, odors, or heat, discontinue use of the product. Do not use it if it is obviously defective or damaged.
- Disconnect the charger from the power supply and the battery before cleaning.
- Do not use solvents such as thinner, benzene, glass cleaner, etc. for cleaning, as this may damage the product.
- Do not make any modifications to the product.

Scope of delivery




- 01 1 x charger
- 02 4 x adapter cable

Operation

The Prophete Smart Charger 01 can charge Prophete e-bike batteries with 36V and 48V voltages. For some batteries, an adapter cable 02 is required to connect the charger to the battery.


CHECK THE CHARGING PLUG

Before charging, check whether the standard charging plug 03 fits the battery or whether one of the adapter cables 04 is required.



OPTIONAL: ATTACHING THE ADAPTER CABLE

1. Connect the standard charging plug 05 of the charger to the adapter cable 06 that matches the battery.



The arrows on the two plugs must point towards each other when plugged together.

CHARGING THE BATTERY

1. Plug the power cable into the power outlet.
2. Connect the charging plug to the charging socket of the battery.

Charging begins and the LED on the charger lights up red. Charging stops automatically once the battery is fully charged.

CHARGING STATUS	LED
Battery is charging	red
Charging complete / ready for use	green

Technical data

MODEL	Prophete Smart Charger (#7650/301240)
INPUT CURRENT (AC)	220-240 V / 50 Hz
OUTPUT CURRENT (DC)	36V: 4 A / 48V: 3 A
END-OF-CHARGE VOLTAGE	42 V
SUITABLE BATTERY TYPES	36 V + 48 V Prophete e-bike battery

Care and storage instructions

- Keep the product clean to ensure safe and effective use. Pay particular attention to ensuring that the contacts of the charger and adapter cable are free of dirt. You can clean the surface of the product by hand with a damp cloth. Use only solvent-free, non-corrosive cleaning agents.
- Store the product in a dry, frost-free location.

Disposal instructions



Consumers are legally obliged to dispose of electrical and electronic devices separately from household waste at the end of their service life. This ensures environmentally friendly and resource-saving recycling. You can dispose of these devices at the collection points of public waste disposal authorities or at the collection points established by manufacturers or distributors in accordance with the ElektroG. The disposal of old devices is free of charge. Consumers have the option of disposing of old devices free of charge to a retailer subject to a take-back obligation if they purchase a new device of equivalent value with essentially the same functionality.

Dispose of the packaging in an environmentally friendly and separate manner in the provided collection containers. You can find out about disposal options from your local municipal or municipal administration.

Warranty Information

We provide the statutory warranty period for this product. This period begins from the date of purchase (sales receipt, proof of purchase). During the warranty period, defective products can be reported to the seller or to the specified service address. During this period, all defects due to material or functional defects will be repaired free of charge. This does not include normal wear and tear or damage caused by accidents, improper use, drops/impacts, or modifications to the product. Repair or replacement of the product does not initiate a new warranty period.

Contact/service address

Prophete In Moving GmbH
Lindenstr. 50 | D-33378 Rheda-Wiedenbrück
www.prophete.de | info@prophete.de

EC Declaration of Conformity



The EC Declaration of Conformity can be downloaded from www.prophete.de.